
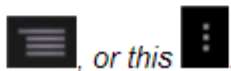


How to borrow an eBook or audiobook

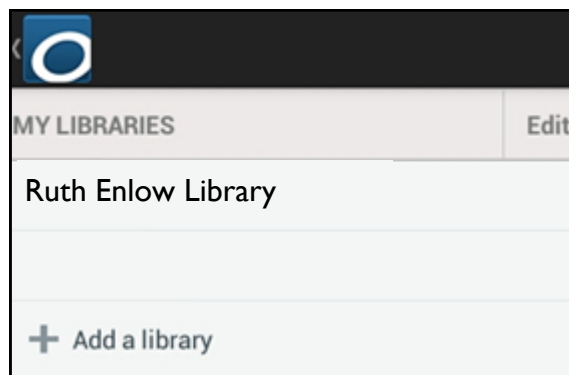
1. Open OverDrive Media Console (OMC) for Android.
2. Open your **Home** menu by swiping from left to right across your screen to access your

library list, or tap the  icon near the top-right-corner. If you don't have this button, go to *Menu > Get Books*.

Note: The **Menu** button typically looks like this



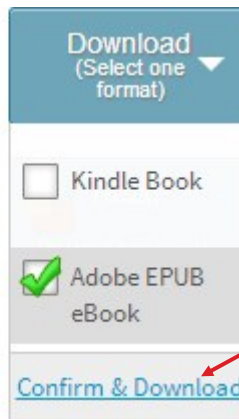
3. Tap a library on your list to go to your library's website. If your list is empty, or you need to add a new library, tap Add a Library.



4. When your library website opens, find a title to borrow by tapping one from the home page or running a search.
5. Tap a title, then click **Borrow** to check it out. If prompted, sign in.
6. Select a format from the **Download** drop-down menu, then tap **Confirm & Download**.



The Cuckoo's Ca...
Robert Galbraith



★ **Note:** NookHD owners can select **Kindle Book** format if you have the **Kindle App** installed on your device.



Maryland's Digital eLibrary Consortium
Powered by OverDrive

THE RUTH ENLOW LIBRARY
OF GARRETT COUNTY
www.relib.net
301-334-3996

Nook HD



For additional info and how-to videos, visit:

<http://bit.ly/MDODHelp>


Step 1

Download our app, OverDrive Media Console (OMC), from one of the following:

- [Google Play](#)
- [NOOK Apps Store](#)

Step 2

Open OMC and [find your library's OverDrive-powered website](#). In newer versions of the app, you can do this by swiping from left to right to open the **Home menu**, then tapping

Add a library. In older versions of the app, tap the  icon (or, if you don't have this icon, go to *Menu > Get Books*).

- Tap the star to save your library's website to your library list.
- Tap your library's name to start browsing.

Step 3

Log into your library's OverDrive-powered website with your library card and [borrow a book](#).

Step 4

Find borrowed books under your account in your library website. You can:

- Download [EPUB eBooks*](#) and [MP3 audiobooks](#) directly to OMC.
- Tap **Read** to open and read [OverDrive Read eBooks](#) right in your browser.
- If you've installed the Kindle reading app from the Google Play store on your NOOK, you can select **Kindle Book** (U.S. only) to [complete checkout on Amazon's website](#) and send the book to your Kindle reading app.

***Note:** To read eBooks in OMC, follow the prompts to [authorize your device](#) with an Adobe ID. It's a one-time, free process that takes just moments to complete.

For more information about OverDrive's mobile app for NOOK, visit: <http://omc.overdrive.com/nook>

Psssst.....Flip this guide over to see the steps for borrowing a book!

Frequently Asked Questions

How many downloadable eBooks and audiobooks can I check out from Maryland's Digital Library (aka Overdrive)?

Answer: 6

For how many days can I borrow downloadable eBooks and audiobooks?

Answer: Your choice: 7, 14, or 21 days

How much are the late fees if I don't return my downloadable eBooks and audiobooks on time?

Answer: There are no late fees! The titles you download from Maryland's Digital Library automatically expire once their loan period is up.

Can I renew downloadable eBooks and audiobooks?

Answer: Yes, as long as no other readers have placed a hold for the title. You'll see a Renew option in the Bookshelf area of the app.